

pc enclosures



Areta pc

A frontal frame is mounted to the standard Areta cabinet to form the basis of this PC cabinet assembly.

The front includes:

- transparent silk-screen monitor door with gas spring avoiding accidental closing
- sliding shelf for keyboard fixing
- transparent panel for CPU access with gaskets for IP protection
- lower door.

The use of plastic materials (ABS) has resulted in a much lighter assembly and offers high aesthetics with a rounded finish.

The monitor support is adjustable and therefore adaptable for optimum viewing.

CPU support is adjustable.

Other accessories include:

- fixed or sliding printer support
- keyboard support with sliding mouse pad from side.

AVAILABLE FULLY ASSEMBLED AND FLAT-PACK.

Areta pc with folding keyboard support

A frontal frame with reduced depth is mounted to the standard Areta cabinet.

The frontal frame includes:

- upper stylised glass door for monitor viewing
- adjustable monitor support
- fold-down keyboard draw mounted in a separate housing, ensuring the cabinet is sealed even when operating the keyboard
- lower door for access to other peripherals.

pc on pedestal

In alternative to the PC cabinets, ETA offers two different versions of PC housing on pedestal.

1) Offering a fold-down keyboard as standard, that can be locked away when not in use.

2) A pull-out keyboard can be used to close opening.

Protection degree: IP 55.

features at a glance

- free standing or pedestal mounted
- IP 55 protection
- robust design with high aesthetics
- advanced features for factory floor automation
- stylised glass doors for monitor viewing.



Areta pc

paint finish

ETA standard epoxy polyester powder coating.

- structure, door and rear panel:
RAL 7032 textured finish
- roof, bottom, frontal frame:
RAL 7025 textured finish.

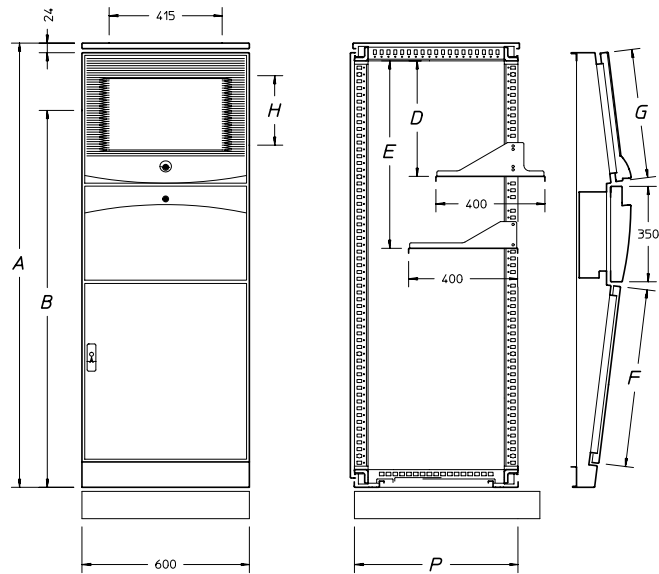
supply includes

- ARETA structure with rear door or panel
- complete pc front structure
- monitor support
- CPU support.

protection degree

- IP 55.

To be ordered separately: lateral panels (see page 71).

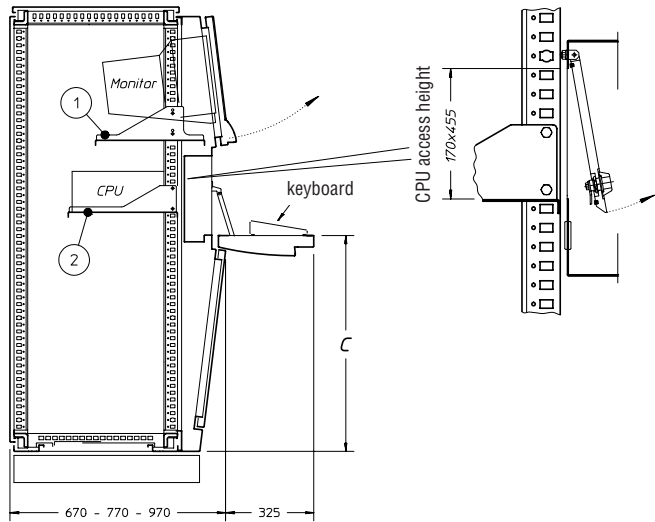


ARETA pc mounted with rear door

code		cabinet dimensions	
mod.	art.	A	P
ATPC	061605FP	1609	500
	061606FP		600
	061608FP		800
	061805FP	1809	500
	061806FP		600
	061808FP		800
	062005FP	2009	500
	062006FP		600
062008FP	800		

ARETA pc mounted with rear panel

code		cabinet dimensions	
mod.	art.	A	P
ATPC	061605FR	1609	500
	061606FR		600
	061608FR		800
	061805FR	1809	500
	061806FR		600
	061808FR		800
	062005FR	2009	500
	062006FR		600
062008FR	800		



1	monitor support	WTMO	000600
2	CPU support	WTPU	000600

ARETA pc

height	dimensions							
	A	B	C	D	E	F	G	H
1600	1609	1320	790	424	688	653	475	260
1800	1809	1520	890	524	788	753	575	300
2000	2009	1820	890	624	1088	753	775	415



Areta pc

flat-pack ARETA pc cabinet

cabinet dimensions			roof + bottom	PC front (*)	door (*)	rear panel (*)
L	A	P				
600	1600	500	ATTF-060050	ATPC-060160	ATPO-060160	ATRE-060160
600	1600	600	ATTF-060060	ATPC-060160	ATPO-060160	ATRE-060160
600	1600	800	ATTF-060080	ATPC-060160	ATPO-060160	ATRE-060160
600	1800	500	ATTF-060050	ATPC-060180	ATPO-060180	ATRE-060180
600	1800	600	ATTF-060060	ATPC-060180	ATPO-060180	ATRE-060180
600	1800	800	ATTF-060080	ATPC-060180	ATPO-060180	ATRE-060180
600	2000	500	ATTF-060050	ATPC-060200	ATPO-060200	ATRE-060200
600	2000	600	ATTF-060060	ATPC-060200	ATPO-060200	ATRE-060200
600	2000	800	ATTF-060080	ATPC-060200	ATPO-060200	ATRE-060200

(*) PC front structure, rear doors, rear panels are supplied together with a pair of uprights.

To be ordered separately:

- **monitor support and CPU support (1) (2). (see page 162)**
- **lateral panels (see page 71).**

PC FRONT STRUCTURE ATPC characteristics

PC front structure includes:

- frame manufactured from 2mm sheet steel.
- upper stylised glass door for monitor viewing.
- sliding shelf for keyboard fixing manufactured in 1.5mm sheet steel.
- lockable CPU access manufactured from plexiglas
 - keyboard and mouse cable entry
- adhesive double side tape for keyboard fixing
- gasket and mounting accessories
- a pair of mounting uprights.

paint finish

Frame: RAL 7025 textured finish.

Front panels and sliding shelf: dark grey textured finish.

- **For painting different from RAL 7032 textured finish, rear panels and sliding shelf will remain dark grey textured finish**



max keyboard dim.			
version	width	height	depth
standard	500	80	255
with mouse drawer		55	240



Areta pc with folding keyboard support



characteristics

The pc front with folding keyboard support includes:

- structure with rear door
- stylised glass door at top for monitor viewing
- extractable drawer with folding keyboard support
- lower door
- sealed box for keyboard
- adhesive double side tape for keyboard fixing
- gasket and mounting accessories
- monitor support.

paint finish

ETA standard epoxy polyester powder coating.

RAL 7032 textured finish.

Aluminium profile for transparent upper door.

RAL 7025 dark grey.

protection degree

- IP 55.

To be ordered separately:

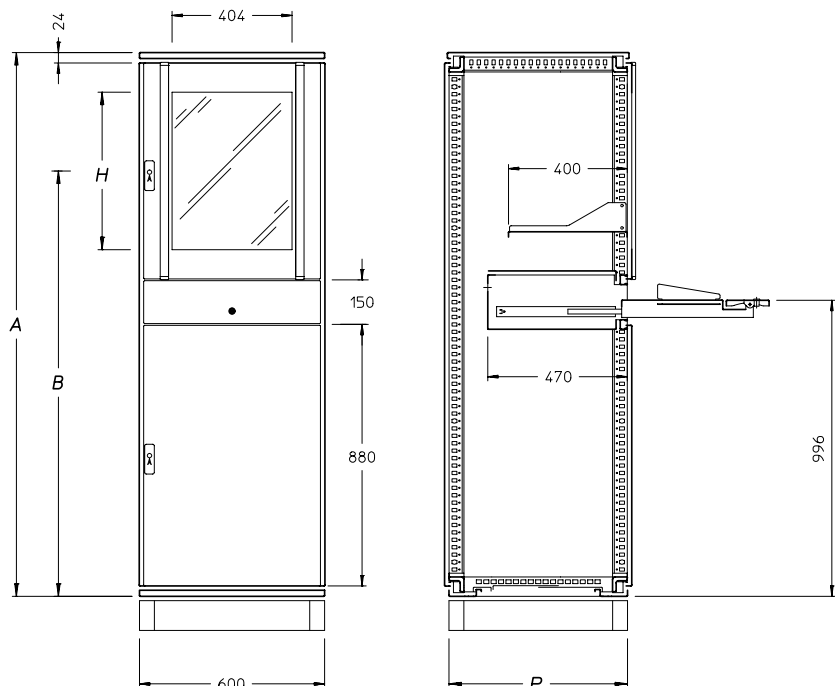
- lateral panels (see page 71)
- eyebolts and/or lifting brackets (see page 76)
- plinth (see page 72).
- CPU support code: WTPU-000600.

cabinet height	dimensions		
	A	B	H
1800	1809	1420	530
2000	2009	1520	730

Maximum keyboard dimensions:

- width 500 mm
- height 50 mm
- depth 230 mm.

code		cabinet dimensions	
mod.	art.	A	P
ATPC	061806CE	1809	600
	061808CE		800
	062006CE	2009	600
	062008CE		800




complementary accessories

SLIDING SHELF WTRS

Manufactured from 1.5mm sheet steel.
Maximum capacity 30kgs.

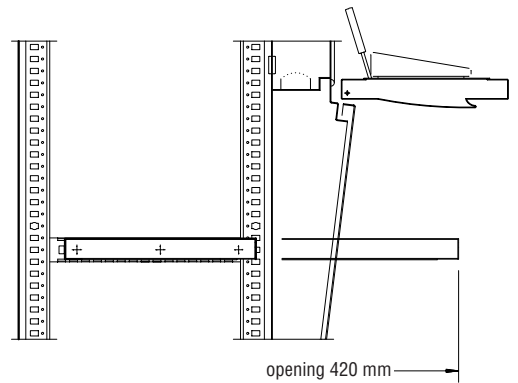
code		description	supply includes
mod.	art.		
WTRS	000600	sliding shelf (maximum capacity 30 kgs)*	one piece with sliding rails



***To be ordered separately:**
• WTPR mounting rails.

mounting rails WTRS

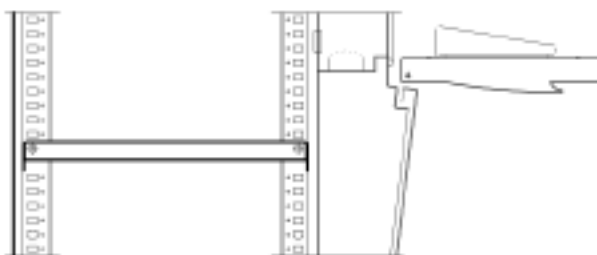
code		description	supply includes	cabinet depth
mod.	art.			
WTPR	050040CP	mounting rails	2 pieces	400
	050050CP			500
	050060CP			600
	050080CP			800



FIXED SHELF WTRP


Manufactured from 2mm sheet steel.

code		description	cabinet depth	supply includes
mod.	art.			
WTRP	060050	shelf	514	one piece with mounting accessories
	060060		614	
	060080		814	





complementary accessories



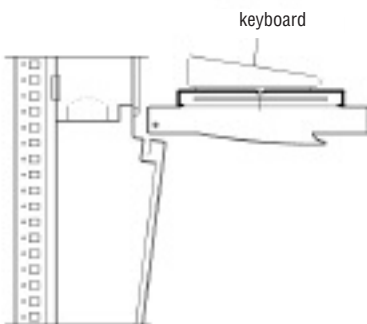
KEYBOARD SHELF WITH MOUSE PAD WTMS
Keyboard shelf manufactured from 1.5mm sheet steel with lateral sliding mouse pad.

code		description	supply includes
mod.	art.		
WTMS	001	keyboard shelf with lateral mouse pad	one piece with mounting accessories



maximum keyboard dimension

width	height	depth
500	55	240

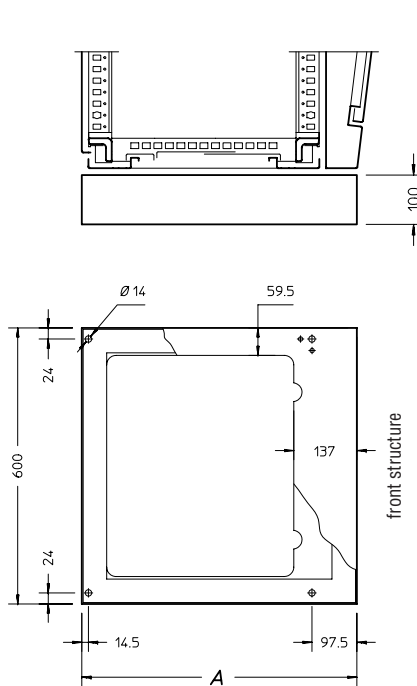


complementary accessories

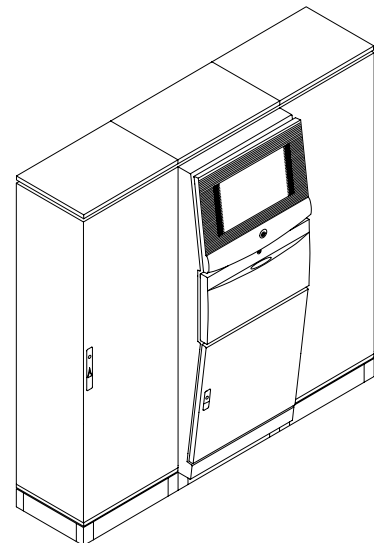
plinths

code		description	cabinet depth	A	supply includes	
mod.	art.					
ATZP	060050	plinth h=100	514	548	one piece with mounting accessories	for PC cabinet H=1800/2000
	060060		614	648		
	060080		814	848		
ATZP	060050 S	plinth h=100	514	561	one piece with mounting accessories	for PC cabinet H=1600
	060060 S		614	661		
	060080 S		814	861		

RAL 7025 textured finish.



ARETA PC PLINTH
holes for floor fixing



For PC cabinet mounted
in suite a standard plinth
can be used, if necessary.
(For codes see page 72).

WHEEL WTRU-001

High quality polyamide wheel.
Load capacity 80 kgs for each wheel.
Supply includes 4 pieces,
2 wheels with brake, 2 rotating wheels.





PC on pedestal



PC ON PEDESTAL WITH SLIDING SHELF

It allows the fitting of a PC complete with CPU, monitor and keyboard.

A removable mouse pad is an optional accessory.

The monitor is protected by a silk-screen transparent panel manufactured in sheet steel with thermoplastic covering.

A transparent door ensures total protection to the CPU from external agents also when shelf is open.

characteristics

- cabinet structure manufactured from 1.5mm sheet steel
- removable rear cover manufactured from 1.5mm sheet steel
- silk-screen security glass cover for monitor viewing manufactured in sheet steel
- sliding shelf to fix keyboard manufactured from 1.5mm sheet steel
- adjustable monitor support manufactured from 2mm sheet steel
- CPU support manufactured from 2mm sheet steel
- protective transparent cover for CPU access
- keyboard and mouse grommet
- double sided tape for keyboard fixing
- pedestal to be ordered separately
- levelling feet.

paint finish

ETA standard epoxy polyester powder coating.

RAL 7032 textured finish.

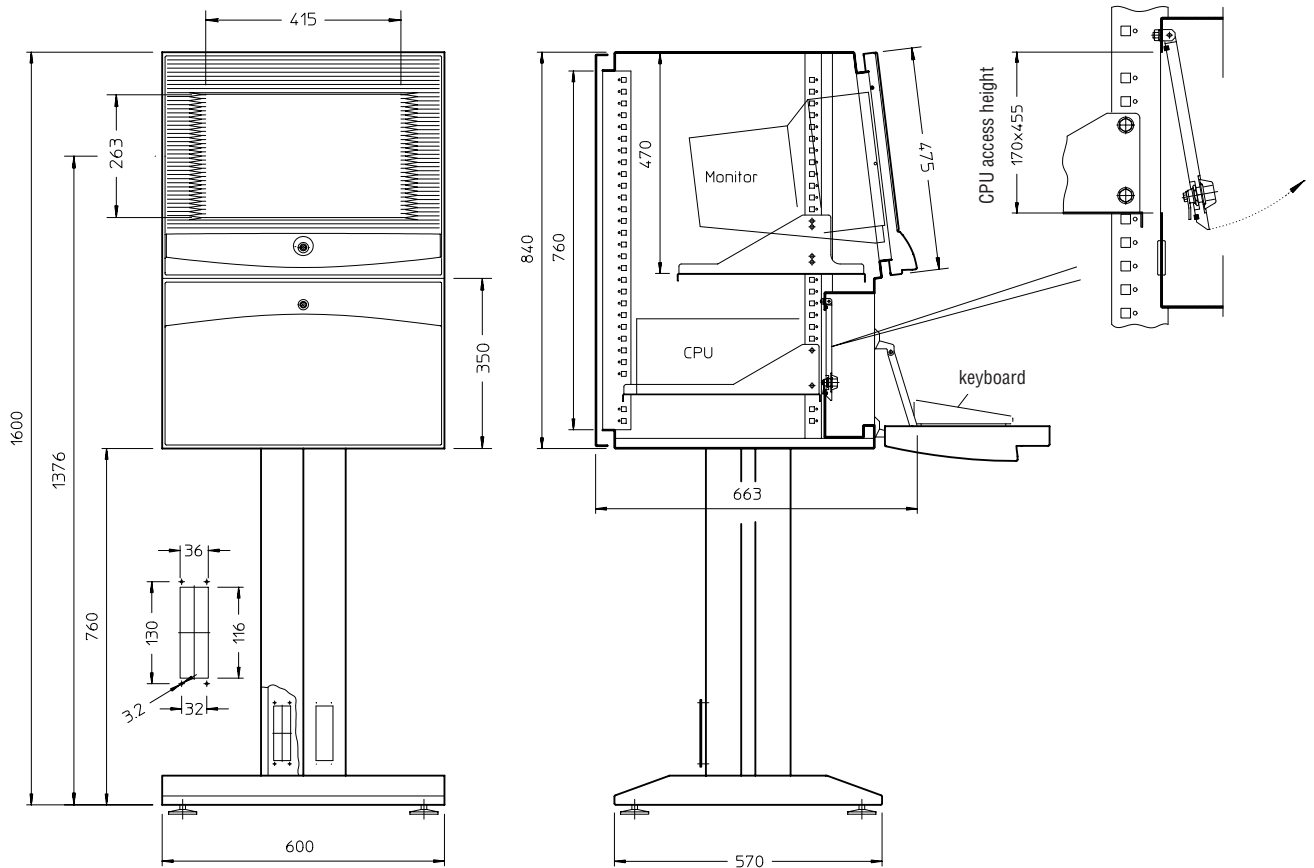
Door and sliding shelf: aluminium grey textured finish.

protection degree

- IP 55.

code		description
mod.	art.	
PCCO	610	PC cabinet
PCSU	800	pedestal

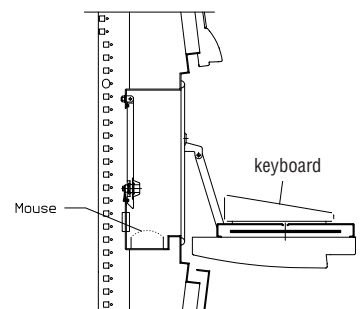
PC cabinet



mouse pad

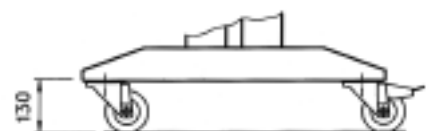
code		description
mod.	art.	
WTMS	001	mouse pad

Keyboard support manufactured from 1.5mm sheet steel with mouse pad removable sideways. Supply includes 1 piece with mounting accessories.



wheels

code		description
mod.	art.	
WTRU	001	wheels





PC on pedestal



MONITOR HOUSING WITH KEYBOARD DRAWER

Keyboard drawer and mouse pad. Easily reached through a folding door that, when closed, guarantees the IP protection degree of the cabinet.

characteristics

- pc cabinet structure manufactured from 1.5mm sheet steel
- removable rear cover manufactured from 1.5mm sheet steel
- stylised glass for monitor viewing
- adjustable monitor support manufactured from 2mm sheet steel
- tubular pedestal (to be ordered separately)
- levelling feet.

paint finish

ETA standard epoxy polyester powder coating.
RAL 7032 textured finish.

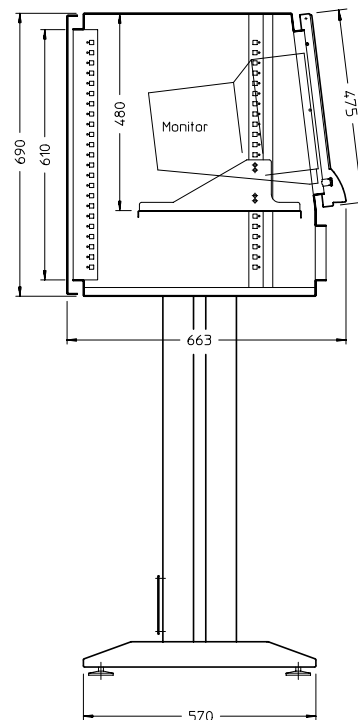
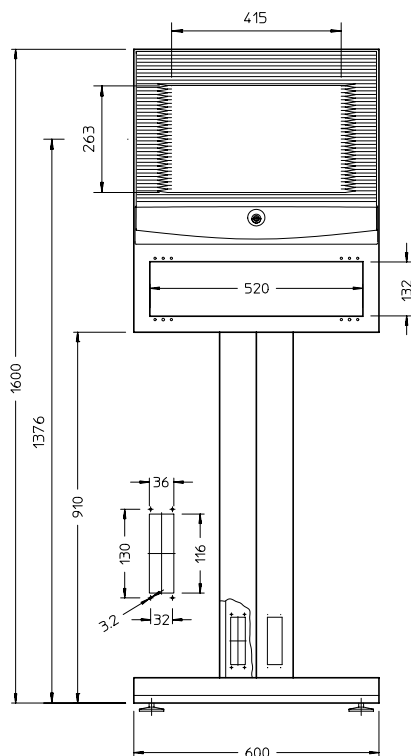
Front panel and console: aluminium grey textured finish.

- for painting different from RAL 7032 textured finish, rear panels and sliding shelf will remain dark grey textured finish.

protection degree

- IP 55.

code		description
mod.	art.	
PCIN	608	PC cabinet
PCSU	900	pedestal





PC on pedestal

KEYBOARD DRAWER/MOUSE PAD PCCS

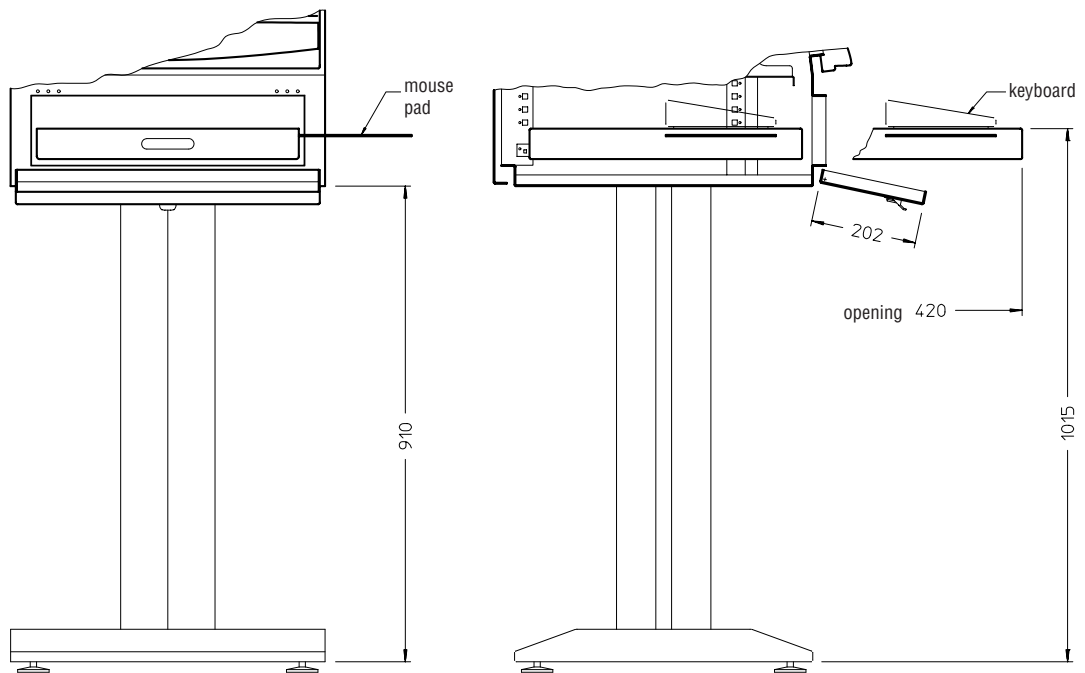
characteristics/supply includes

Drawer manufactured from 1.5mm sheet steel.

- a couple of telescopic slides
 - removable mouse pad
- sliding front door complete with locking system
 - mounting accessories.

keyboard drawer/mouse pad PCCS

code		description
mod.	art.	
PCCS	600	drawer



wheels

code		description	pieces
mod.	art.		
WTRU	001	wheels	4

