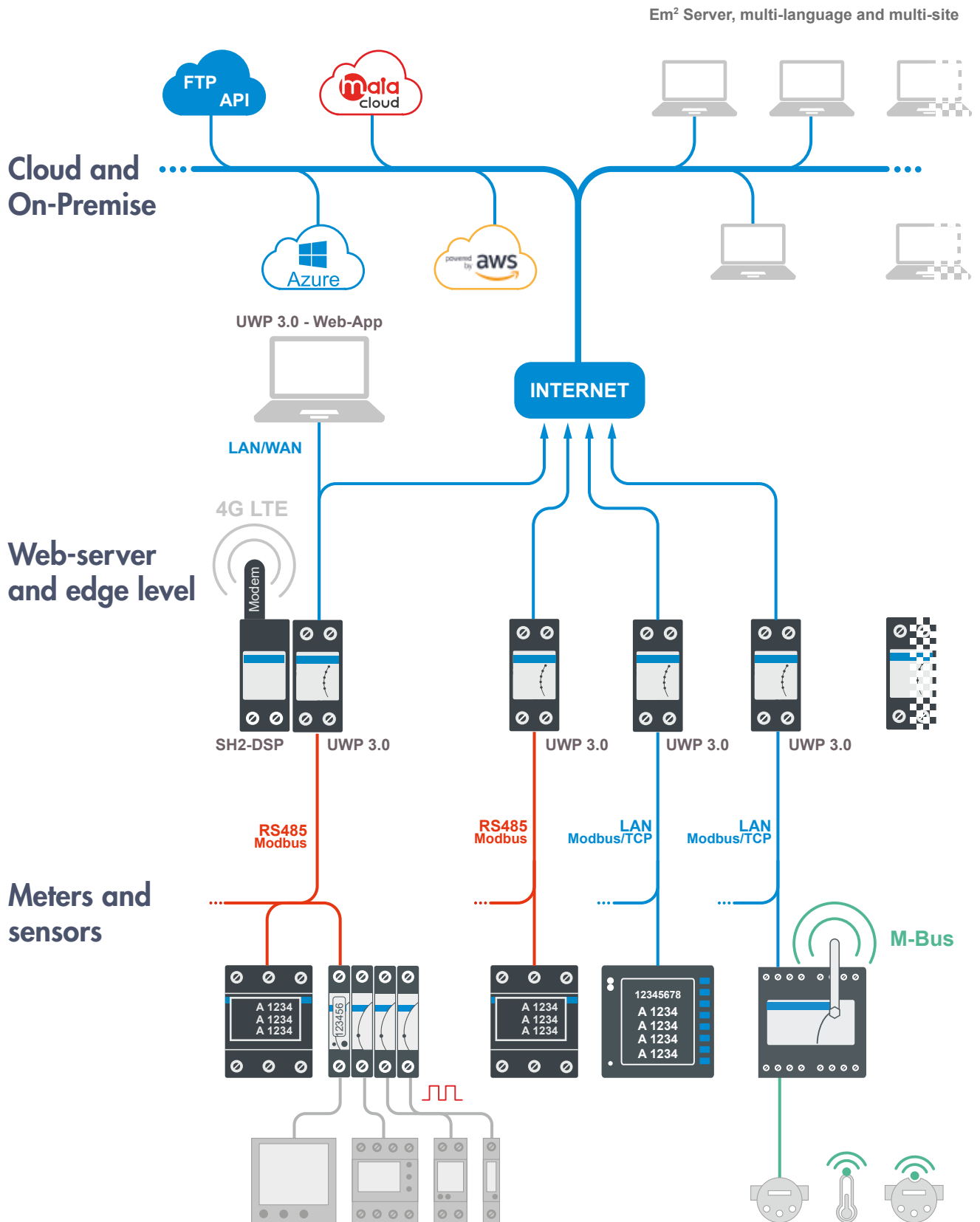


Overview

Energy management

Overview Diagram



Em² Server: Software for multi-site monitoring



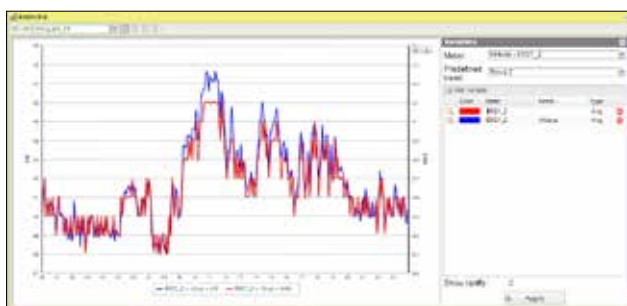
Main page

- Web-based access via standard browser
- Either On-Premises or Cloud deployment
- Multiple accounts with configurable access rights
- Map for locating UWP 3.0 and VMU-C EM devices
- Navigator tool for organizing the system in cost centres according to the needs
- On-the-fly update of the whole database, during the reception of data



Monitoring tool

- Real time (according to sampling interval) and historical data displaying of each energy meter and power analyser variables
- Easy navigation of available meters and cost centres



Analysis tool

- Real time (according to sampling interval) and historical data displaying of any combination of variables
- Comparison of trends in different time intervals



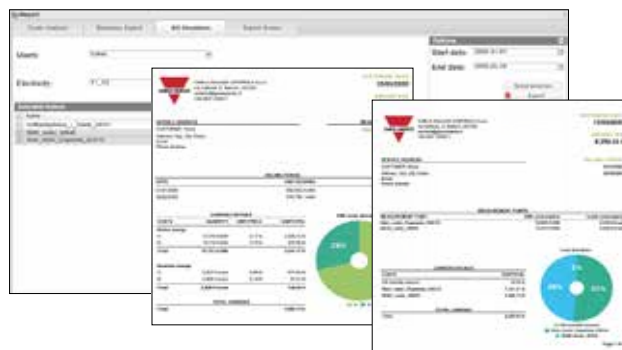
Synoptic tool

- Real time (according to sampling interval) displaying of energy meters and power analysers on top of one or more layouts or schematics
- Multiple panels can be managed



Load profile tool

- Statistical analysis of daily consumption data
- Calculation of the daily baseline
- Estimation of the maximum power for dealing with energy suppliers



Report

- Calendar and tariff settings for cost calculation
- Multiple contracts management for cost simulation
- Excel reports with Pivot table for analysing consumptions and energy cost over a time interval
- Configurable report in PDF format for billing simulation

Overview

Energy management

CT for cable or bus-bar	CT for cable or bus-bar	CT for cable or bus-bar	CT for cable	CTA for cable
-------------------------	-------------------------	-------------------------	--------------	---------------



CTD 1X/2X/3X/4X

- For cable or bus-bar
- Cable: Ø23 mm to Ø51 mm
- Bar: 20x5 mm to 64x20 mm or 51x43 mm
- Sealable terminal covers
- Primaries from 50 A to 1600 A
- Secondary: 5 A (standard) 1 A (available upon request)
- EN61869-2
- CE, cURus



CTD 5S/6S

- Split-core for cable or bus-bar
- Cable: Ø26 mm to Ø50 mm
- Bar: 26x32 mm, 50x52 mm
- Sealable terminal covers
- Primaries from 100 A to 1000 A
- Secondary: 5 A (standard) 1 A (available upon request)
- EN61869-2
- CE, cURus



CTD 8/9/10/11 S, V, H, Q

- Solid or split-core for cable or bus-bar
- Bar: 31x81 mm (vertical), 81x31 mm (horizontal) to 38x127 mm
- Sealable terminal covers
- Primaries 150 A to 3200 A
- Secondary: 5 A (standard) 1 A (available upon request)
- EN61869-2
- CE, cURus



CTV 1X/2X/3X/4X/6X/8X

- Split-core current sensor for cable
- Cable: Ø9.5 mm to 35.5 mm
- Bar: 50x90 mm (CTV-8X)
- Primaries from 60 A to 800 A
- Secondary: 0.333 VAC
- CE, cURus



CTA 5X/6X

- Split-core current sensor for cable
- Cable: Ø24 mm to 36 mm
- Primaries from 100 A to 600 A
- Secondary: 5 AAC
- CE, cURus

3-phase power analyzers	3-phase power analyzers	3-phase power quality analyzers	3-phase branch circuit power analyzers
-------------------------	-------------------------	---------------------------------	--



WM15

- Dimensions: 96 x 96 mm
- Installation: panel mounting
- Power analyzers, metering from external inputs, THD measurement.
- Measurement of voltage, current, power, power factor and frequency.
- Bi-directional energy metering on 10-digit counters, class B EN50470-3, class 1 EN62053-21 or class 0.5S EN62053-22
- Voltage inputs: 230, 400, 480 or 600 VLL
- Current inputs: 5 A
- Auxiliary or self-power supply
- Pulse output and RS485 Modbus RTU or M-Bus
- Sealable terminal covers
- CE, MID (PF), cULus



WM20

- Dimensions: 96 x 96 mm
- Installation: panel mounting
- Accuracy 0.2% (voltage, current)
- Universal power supply
- Front protection degree IP65, NEMA4X, NEMA12
- Modular housing to build the instrument according to the real application needs
- Modbus and BACnet (both RS485 or Ethernet), and Profibus DPVO communication port available
- Configuration software (PC or Android app)
- cULus



WM30 / WM40

- Dimensions: 96 x 96 mm
- Installation: panel mounting
- Accuracy 0.2% (voltage, current)
- Universal power supply
- Front protection degree IP65, NEMA4X, NEMA12
- Modular housing to build the instrument according to the real application needs
- Modbus and BACnet (both RS485 or Ethernet), Profibus DPVO communication port available
- 16-alarm PLC logic and digital inputs for utility metering (WM40)
- Built-in datalogger for instantaneous variables, dmd profiles and events (WM40)
- Configuration software (PC or Android app)
- cULus, Solar California listed



WM50 and TCD12

- Dimensions: 96 x 96 mm
- Installation: panel mounting
- Up to 96 channels, 32 A, 65 A max (8x TCD12)
- Accuracy 0.2% (voltage, main current), 0.5% (branch currents)
- Modbus communication port available (RS485 or Ethernet)
- Up to 6 digital outputs (static or relay) and 6 digital inputs or temperature and analogue input
- 96 channel alarms, freely settable set point for load monitoring
- Built-in datalogger for variables/events
- Configuration software (PC or Android app)
- cULus

Energy management

1-phase energy meters for 32A



EM110

- Dimensions: 1 DIN module
- Installation: DIN-rail
- Electromechanical totalizer
- Bi-directional energy metering, 7 digits cl. B (EN50470)
- Measuring inputs: 115/230 VAC, 32 A (max 45 A)
- Self-powered
- Pulse output
- Sealable terminal covers
- CE, MID (PFB), cULus (115 V)

1-phase energy analyzers



EM111 / EM112

- Dimensions: 1 DIN module
- Installation: DIN-rail
- Backlit touch LCD
- Measurement of voltage, current, power, power factor and frequency
- Bi-directional energy metering, 7 digits cl. B (EN50470)
- Measuring inputs: 115/230 VAC, 32 A (EM111), 100 A (EM112), 5 A current transformer (EM111 AV5), 333 mV current sensor (EM111 MV5)
- Self-powered
- Dual tariff management
- Pulse output or RS485 Modbus or M-Bus port
- Sealable terminal covers
- CE, MID (PFA and PFB), cULus (115 V)

3-phase energy analyzers



EM330 / EM340

- Dimensions: 3 DIN modules
- Installation: DIN-rail
- Backlit touch LCD
- Measurement of voltage, current, power, power factor and frequency
- Bi-directional energy metering, 3x 8-digit, cl. B (EN50470)
- Measuring inputs: 400 to 480 V_{LL} AC, 5(6) A current input via current transformer (EM330) 208 to 400 V_{LL} AC, 5(65) A (EM340)
- Auxiliary power supply (EM330) Self powered (EM340)
- Dual tariff management
- Pulse output or RS485 Modbus or M-Bus port
- Sealable terminal covers
- CE, MID (PFA and PFB), cULus (EM330)

3-phase energy analyzers



EM530 / EM540

- Dimensions: 3 DIN modules
- Installation: DIN-rail
- Backlit LCD with mechanical push buttons
- Measurement of voltage, current, power, power factor, frequency and THD (voltage and current)
- Bi-directional energy metering, 3x11-digit, cl. B (EN50470), 0.001 kWh resolution
- Measuring inputs: 208 to 415 V_{LL} AC, 5(6) A current input via current transformer (EM530), 208 to 415 V_{LL} AC, 5(65) A (EM540)
- Self-powered
- Dual tariff management
- Static output (pulse or alarm) or RS485 Modbus or M-Bus port (100 ms refresh time)
- Sealable terminal covers
- CE, MID (PFA, PFB and PFC), cULus

1 and 3-phase energy transducers



ET112 / ET330 / ET340

- Dimensions: 2 DIN (ET112); 3 DIN (ET330, ET340) modules
- Installation: DIN-rail
- Measurement of voltage, current, power, power factor and frequency.
- Bi-directional energy metering, 2 tariffs, cl. 1 (EN62053-1)
- Measuring inputs: 115/230 VAC, 100 A (ET112); 208 to 400 V_{LL} AC, 5(6) A current input via current transformer (ET330); 65 A (ET340);
- Self-powered
- RS485 Modbus port (screw, 2x RJ45)
- Optical port
- Sealable terminal covers
- CE

Communication interface OptoProg



OptoProg

- Bluetooth and USB interface for meters and analysers with optical port
- Compatible with WM15, WM20, WM30, WM40, WM50 and ET100, ET300 families
- Compatible with UCS PC software and UCS Mobile Android APP
- Battery powered
- CE, FCC, IC, Bluetooth

3-phase power transducers



CPT DIN

- Dimensions: 45 x 83.5 x 98.5 mm
- Installation: DIN-rail
- Programmable one-, two- and three-phase measurement transducer
- Measurement of voltage, current, power, power factor, frequency and energy
- Energy metering, 9 digits
- Measuring inputs 3 x 230(400) VAC, 5 A
- Power supply: 18-60 or 90-260 VDC/AC
- Outputs: 3 analogue 20 mA, or 3 10 VDC, 2 relays for alarms
- RS485 Modbus RTU
- CE, cURus, CSA

3-phase energy analyzers



EM24

- Dimensions: 4 DIN modules
- Installation: DIN-rail
- Meter for energy from CT 5 A or for direct energy 65 A. External pulse counting
- Measurement of voltage, current, power, power factor and frequency. Metering from external sources and 4-tariff management
- Bi-directional energy metering on 2 8-digit counters, cl. B (EN50470-3)
- Voltage inputs: 3x230(400)VAC
- Current inputs: 5 A, 65 A
- 115-230 VAC or self-powered
- 3 inputs for external dimension counting (IS)
- Pulse or relay output; RS485 (Modbus RTU), Ethernet (Modbus TCP), M-Bus (wired and wireless)
- Sealable terminal covers
- CE, MID (PF), cULus (5 A and Ethernet ver.)

Energy management

Quick-fit 3-phase energy analyzers



EM270 / EM271 / EM280

- Dimensions: 4 DIN modules or 72x72 mm
- Installation: DIN-rail or panel mounting
- Two 3-phase energy analyzers with sum function
- Current measurement by triple CT, solid core (EM270), split-core (EM271) with RJ plug, 6 transformers block (EM280)
- Quick installation through RJ connectors
- Automatic recognition of CT ratios
- Measurement of voltage, current, power, power factor and frequency
- Active energy: Equivalent to Class 1 (EN62053-21)
- Inputs: 3x230(440)VAC, current range according to the TCD accessories
- Outputs: 2 pulse (loads 1 and 2)
- RS485 Modbus RTU
- CE, cULus

3-phase CT for EM270 for cable or bus-bar



TCD 1X/TCD 2X/TCD 3X

- Equivalent to class 0.5 (current) of IEC61869-2
- Dimensions (LxHxP):
TCD-1X: 74.84x72x66.80 mm
TCD-2X: 105x72x50 mm
TCD-3X: 135x78x50 mm
- Bus-bar sizes:
TCD-1X: 15.90x30.48 mm
TCD-2X: 21.26x25.26 mm
TCD-3X: 31.25x31.25 mm
- Centre-to-centre distance:
TCD-1X: 25 mm
TCD-2X: 35 mm
TCD-3X: 45 mm
- Primary:
TCD-1X: 160 A
TCD-2X: 250 A
TCD-3X: 630 A
- CE, UL (with EM270)

Multiple miniature split-core current sensor for EM271



TCD M

- Equivalent to class 1 (currents) of IEC61869-2
- Primary: 60 A (TCD0M), 100 A (TCD1M), 200 A (TCD2M), 400 A (TCD3M)
- Hole size: 9.6 mm (TCD0M), 15.5 mm (TCD1M), 15.5 mm (TCD2M), 20.5 mm (TCD3M)
- Cable length: 1.8 m (TCD0M), 1.5 m (TCD1M and TCD2M), 2.0 m (TCD3M)
- Auto-detection of the primary current rated value by the EM271 energy meter
- TCD M head for wall and DIN-rail mounting
- Umbilical connection (80 cm) from TCD M head to EM271 energy meter through RJ11
- CE, UL (with EM271)

Multiple current transformer block for EM280



TCD06 BX / TCD06 BS

- Equivalent to class 0.5 (BX) and class 1 (BS) (current) of IEC61869-2
- Solid core (BX) or split core (BS)
- Primary current: 32 A
- Hole size: 7 mm (BX) or 8.5 mm (BS)
- Hole centre distance: 17.5 mm
- RJ11 cable length: 80, 150 or 200 cm
- Auto-detection of the primary current rated value by the EM280 energy meter
- CE, UL (with EM280)

3-phase energy analyzers for 5A, CTV or ROG 4K



EM210

- Dimensions: 4 DIN modules or 72x72 mm
- Installation: DIN-rail or panel mounting
- LCD with two installation options
- Measurement of voltage, current, power, power factor and frequency
- Bi-directional energy metering, 3 x 3-digit or 8-digit readout, cl. B (EN50470)
- Voltage inputs: 3x230 (400) VAC; Current inputs: 5 A CT (AV version) or 0.333 V from CTV-xx sensors (MV version) or ROG4K coils (MV version)
- Self-power supply
- Pulse output 1, RS485 Modbus RTU, high speed (up to 115 kbps)
- Sealable terminal covers
- CE, cULus, MID (AV and PF version)

Rogowski coil



ROG 4X

- Flexible current sensor (Rogowski coil) for EM210 (MV version)
- Primary current from 20 to 4000 A
- Secondary output 100 mV/kA
- Extended accuracy range $\pm 1\%$
- External coil diameter from 90 mm to 290 mm
- Coil thickness: 8.5 mm
- User-friendly and safe coil closing system
- Direct connection to EM210 MV energy analyzer
- No power supply or external integrator required
- Coloured label on the cable for error-free connection check
- CE, cULus

Rogowski coil



ROG 4U

- Flexible current sensor (Rogowski coil) for EM210 (MV version)
- Primary current from 20 to 2000 A
- Secondary output 120 mV/kA @ 60 Hz
- Extended accuracy range $\pm 1\%$
- External coil diameter from 105 mm or 135 mm
- Coil thickness: 8.5 mm
- User-friendly and safe coil closing system
- Direct connection to EM210 MV energy analyzer
- No power supply or external integrator required
- Coloured label on the cable for error-free connection check
- CE, cULus (UL2808)

Contactless power analyzers



CPA050 / CPA300

- Dimensions: 63x46x25 mm (CPA050), 99x89x30 mm (CPA300)
- Installation: DIN-rail and panel mounting
- 1-phase AC (from 1 to 400 Hz) or DC
- Power supply from 9 to 30 VDC
- Contactless Hall effect sensing for current: $\varnothing 15$ mm hole (CPA050) $\varnothing 33$ mm hole (CPA300)
- True RMS AC and DC monitoring
- Voltage range: 800 VAC, 1000 VDC
- Current range: 50A AC/DC (CPA050), 300 A AC, 400 A DC (CPA300)

Energy management

Monitoring gateway and controller



UWP 3.0

- Micro PC with embedded Web-Server
- Data and event logging from Modbus, Modbus/TCP and Dupline® devices
- Local gateway functions (to BACNet and Modbus/TCP)
- Remote gateway functions (FTP, SFTP, FTPS, Rest-API)
- Microsoft Azure Certified for IoT
- Huge ecosystem of compatible meters, sensors, actuators
- Flexible control functions
- Energy efficiency monitoring
- Building automation control
- Car parking guidance
- MAIA Cloud VPN for secure remote access
- Security capabilities verified by UL

USB Modem connection module



SH2 DSP24

- Dimensions: 2-DIN modules
- USB port to supply dongle modems
- Compatible with a wide range of USB Modems
- Watchdog features to prevent common mobile network glitches
- 24 VDC supplied

Long range endpoint adapter



UWP A

- 2-DIN modules
- Long range wireless, LoRaWAN®
- EU868 and US915 ISM Bands
- Power supply 24 VDC, 115-240 VAC
- CE, LoRaWAN Certified™
- Converts RS485 meters into IoT devices
- Compatible with most Carlo Gavazzi meters and analyzers
- Plug and play commissioning via UCS Software
- Up to 50 UWP A each UWP M
- Up to 10 km wireless communication distance in open air
- High performance antenna included

Long range wireless gateway



UWP M

- 2-DIN modules
- EU868 and US915 ISM Bands
- Power supply 24 VDC, 115-240 VAC
- Works in combination with the UWP 3.0 monitoring controller
- Up to 3 UWP-M for each UWP 3.0
- Up to 50 UWP-A endpoints for each UWP-M
- Plug and play set-up via UWP 3.0 Software Tool
- Up to 10 km wireless communication distance in open air
- High performance antenna included
- No need of any SIM cards

Cloud solution for multi-site monitoring



Em² Server

- Software for energy data management
- Multi-site monitoring management
- Flexible and scalable architecture
- VMware® technology compatibility
- Load profile management
- Data analysis and benchmark
- Data and event logging
- Customizable graphical synoptic
- Configurable reports in PDF or Excel formats
- Tariffs and contract management
- Alarms management
- Database replication from up to 100 VMU-C EM or UWP 3.0

M-Bus and wireless M-Bus concentrators



SIU MBM-01 / SIU MBM-02

- Dimensions 95 x 71 x 60 mm DIN-rail housing
- SIU MBM-01: M-Bus input
- SIU MBM-02: M-Bus and wireless M-Bus input
- MODBUS TCP/IP output
- Power supply from 15 to 21 VAC, from 18 to 35 VDC
- Ethernet port
- MBUS and Wireless M-Bus scan feature
- SIU MBM-01: up to 20 M-Bus connectable devices
- SIU MBM-02: up to 20 M-Bus connectable devices and 32 wireless M-Bus devices
- SIU-MBM-01-160: up to 160 M-Bus connectable devices
- Set-up by UCS software

Quick-fit 3-phase energy transducer



ET272 + VMU C EM

- Dimensions: 4 DIN modules
- Installation: DIN-rail mounting
- Two 3-phase energy transducers in one
- Current measurement by split-core with RJ plug
- Quick installation through RJ connectors
- Automatic recognition of CT ratios
- Measurement of voltage, current, power, power factor and frequency
- Energy metering, cl. 1
- Inputs: 3 x 230 (440) VAC, current range according to the TCD accessories
- Outputs: 2 pulse (loads 1 and 2)
- RS485 Modbus RTU
- Self addressing function by means of VMU C EM
- CE, cULus

Pulse counter concentrator + extension



VMU MC / VMU OC

- Dimensions 1 DIN modules
- VMU MC: 2 SO input (pulse counting or ON/OFF monitoring)
- VMU OC: 3 SO input (pulse counting or ON/OFF monitoring)
- VMU MC: MODBUS output
- VMU OC: local bus connection to VMU-MC
- VMU MC: 24 VDC power supply
- VMU OC: local bus power supply
- VMU MC: LCD display
- VMU MC: modular solution (from 2 to 11 SO inputs)
- VMU OC: extension module for VMU-MC
- Configuration by UCS Software
- Compatible with Utility meters with SO output

OUR SALES NETWORK IN EUROPE

AUSTRIA

Carlo Gavazzi GmbH
Ketzerergasse 374,
A-1230 Wien
Tel: +43 1 888 4112
Fax: +43 1 889 1053
office@carlogavazzi.at

BELGIUM

Carlo Gavazzi NV/SA
Mechelsesteenweg 311,
B-1800 Vilvoorde
Tel: +32 2 257 41 20
sales@carlogavazzi.be

DENMARK

Carlo Gavazzi Handel A/S
Over Hadstensevej 40,
DK-8370 Hadsten
Tel: +45 89 60 61 00
Fax: +45 86 98 15 30
handel@gavazzi.dk

FINLAND

Carlo Gavazzi OY AB
Ahventie, 4 B
FI-02170 Espoo
Tel: +358 9 756 2000
myynti@gavazzi.fi

FRANCE

Carlo Gavazzi Sarl
Zac de Paris Nord II, 69, rue de la Belle Etoile,
F-95956 Roissy CDG Cedex
Tel: +33 1 49 38 98 60
Fax: +33 1 48 63 27 43
french.team@carlogavazzi.fr

GERMANY

Carlo Gavazzi GmbH
Pfnorstr. 10-14
D-64293 Darmstadt
Tel: +49 6151 81 00 0
Fax: +49 6151 81 00 40
info@gavazzi.de

GREAT BRITAIN

Carlo Gavazzi UK Ltd
4.4 Frimley Business Park,
Frimley, Camberley, Surrey GU16 7SG
Tel: +44 1 276 854110
Fax: +44 1 276 682140
sales@carlogavazzi.co.uk

ITALY

Carlo Gavazzi SpA
Via Milano, 13,
I-20045 Lainate
Tel: +39 02 931 76 1
Fax: +39 02 931 76 301
info@gavazziacbu.it

NETHERLANDS

Carlo Gavazzi BV
Wijkermeerweg 23,
NL-1948 NT Beverwijk
Tel: +31 251 22 93 45
Fax: +31 251 22 60 55
info@carlogavazzi.nl

NORWAY

Carlo Gavazzi AS
Melkeveien 13,
N-3919 Parsgrunn
Tel: +47 35 93 08 00
Fax: +47 35 93 08 01
post@gavazzi.no

PORTUGAL

Carlo Gavazzi Lda
Rua dos Jerónimos 38-B,
P-1400-212 Lisboa
Tel: +351 21 361 70 60
Fax: +351 21 362 13 73
carlogavazzi@carlogavazzi.pt

SPAIN

Carlo Gavazzi SA
Avda. Iparraguirre, 80-82,
E-48940 Leioa (Bizkaia)
Tel: +34 94 480 40 37
Fax: +34 94 431 60 81
gavazzi@gavazzi.es

SWEDEN

Carlo Gavazzi AB
V:a Kyrkogatan 1,
S-652 24 Karlstad
Tel: +46 54 85 11 25
Fax: +46 54 85 11 77
info@carlogavazzi.se

SWITZERLAND

Carlo Gavazzi AG
Verkauf Schweiz/Vente Suisse
Sumpfstrasse 3,
CH-6312 Steinhausen
Tel: +41 41 747 45 35
Fax: +41 41 740 45 40
info@carlogavazzi.ch

OUR SALES NETWORK IN THE AMERICAS

USA

Carlo Gavazzi Inc.
750 Hastings Lane,
Buffalo Grove, IL 60089-6904, USA
Tel: +1 847 465 61 00
Fax: +1 847 465 73 73
sales@carlogavazzi.com

CANADA

Carlo Gavazzi Inc.
2660 Meadowvale Boulevard,
Mississauga, ON L5N 6M6, Canada
Tel: +1 905 542 0979
Fax: +1 905 542 2248
gavazzi@carlogavazzi.com

MEXICO

Carlo Gavazzi Mexico S.A. de C.V.
Circuito Puericultores 22, Ciudad Satelite
Naucalpan de Juárez, Edo Mex. CP 53100
Mexico
T +52 55 5373 7042
F +52 55 5373 7042
mexicosales@carlogavazzi.com

BRAZIL

Carlo Gavazzi Automação Ltda.
Av. Francisco Matarazzo, 1752
Conj 2108 05001-200 - São Paulo - SP
Tel: +55 11 3052 0832
Fax: +55 11 3057 1753
info@carlogavazzi.com.br

OUR SALES NETWORK IN ASIA AND PACIFIC

SINGAPORE

Carlo Gavazzi Automation Singapore Pte. Ltd.
61 Tai Seng Avenue #05-06
Print Media Hub @ Paya Lebar iPark
Singapore 534167
Tel: +65 67 466 990
Fax: +65 67 461 980
info@carlogavazzi.com.sg

MALAYSIA

Carlo Gavazzi Automation (M) SDN. BHD.
D12-06-G, Block D12,
Pusat Perdagangan Dana 1,
Jalan PJU 1A/46, 47301 - Petaling Jaya,
Selangor, Malaysia
Tel: +60 3 7842 7299
Fax: +60 3 7842 7399
info@gavazzi-asia.com

CHINA

Carlo Gavazzi Automation
(China) Co. Ltd.
Unit 2308, 23/F.,
News Building, Block 1, 1002
Middle Shennan Zhong Road, Futian District,
Shenzhen, China
Tel: +86 755 8369 9500
Fax: +86 755 8369 9300
sales@carlogavazzi.cn

HONG KONG

Carlo Gavazzi Automation
Hong Kong Ltd.
Unit No. 16 on 25th Floor, One Midtown,
No. 11 Hoi Shing Road, Tsuen Wan,
New Territories, Hong Kong
Tel: +852 26261332 / 26261333
Fax: +852 26261316

TAIWAN

Branch of Carlo Gavazzi Automation
Singapore Pte. Ltd.
22F-1, No.500 Shizheng Rd, Xitun Dist,
Taichung City 407,
Taiwan, China
Tel: +886 4 2258 4001
Fax: +886 4 2258 4002

OUR COMPETENCE CENTRES AND PRODUCTION SITES

DENMARK

Carlo Gavazzi Industri A/S
Hadsten

MALTA

Carlo Gavazzi Ltd
Zejtun

ITALY

Carlo Gavazzi Controls SpA
Belluno

LITHUANIA

Uab Carlo Gavazzi Industri Kaunas
Kaunas

CHINA

Carlo Gavazzi Automation (Kunshan) Co., Ltd.
Kunshan

HEADQUARTERS

Carlo Gavazzi Automation SpA
Via Milano, 13
I-20045 - Lainate (MI) - ITALY
Tel: +39 02 931 76 1
info@gavazziautomation.com

Energy to Components!

www.gavazziautomation.com