

General Accessories

Connector Cables

Type CONM1...

CARLO GAVAZZI



- Straight or 90° connector
- M12 version
- 3, 4 or 5 wire
- DC version
- LED's in transparent housing
- IP 67
- Easy stripping-off the outer jacket
- Good resistance against chemicals

Product Description

PVC version:

Connection cables for use in normal environments. Inexpensive cable ideally suited for a static and less demanding use. Suitable for medium mechanical demands like in packaging machines, assembly- and production lines. The connectors have a good resistance against chemicals. The cables are not resistant against oil and lubricants and have a limited resistance towards abrasion. The connectors are available in 3, 4 or 5 wire versions as well as straight or angled versions.

PUR/PVC version:

Connection cables for use in robust environments.

Inexpensive cable for a flexible use in several areas. Flexible control cable for higher demands inside or outside; used in handling and packaging machines, assembly lines as well as production lines. The connectors have a good resistance against chemicals, and good resistance against temporary contact with oil and lubricants. they have a very good resistance towards abrasion. the connectors are UV resistant.

Connection cable for use in normal environments.

The connectors are available in 3, 4 or 5 wire versions as well as straight or angled versions.

Ordering Key

CONM14NF-APT2P

CONM = Murr
 1 = M12 DC
 3 = 3 wire (BN, BU, BK)
 4 = 4 wire (BN, BU, BK, WH)
 5 = 5 wire (BN, BU, BK, WH, GY)
 N= Not shielded
 F= Female
 M= Male
 A = Angled
 S = Straight
 P= PNP
 N= NPN
 T= Transparent housing
 2 = 2 meters
 5 = 5 meters
 10 = 10 meters
 Blank = PVC cable
 P = PUR/PVC cable

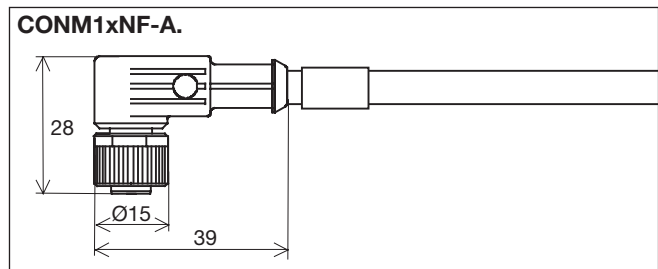
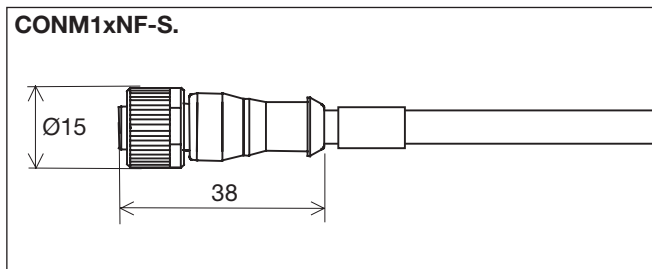
Type Selection

Plug type	Cable length	Ordering number PVC	Ordering number PVC LED NPN	Ordering number PVC LED PNP	Ordering number PUR/PVC	Ordering number PUR/PVC LED NPN	Ordering number PUR/PVC LED PNP
3-Wire Angled	2 m	CONM13NF-A2	CONM13NF-ANT2	CONM13NF-APT2	CONM13NF-A2P	-	-
	5 m	CONM13NF-A5	CONM13NF-ANT5	CONM13NF-APT5	CONM13NF-A5P	-	CONM13NF-APT5P
	10 m	CONM13NF-A10	-	-	-	-	-
3-Wire Straight	2 m	CONM13NF-S2	-	-	CONM13NF-S2P	-	-
	5 m	CONM13NF-S5	-	-	CONM13NF-S5P	-	-
4-Wire Angled	2 m	CONM14NF-A2	CONM14NF-ANT2	CONM14NF-APT2	CONM14NF-A2P	-	-
	5 m	CONM14NF-A5	CONM14NF-ANT5	CONM14NF-APT5	CONM14NF-A5P	-	-
	10 m	CONM14NF-A10	-	-	-	-	-
4-Wire Straight	2 m	CONM14NF-S2	CONM14NF-SNT2	CONM14NF-SPT2	CONM14NF-S2P	-	-
	5 m	CONM14NF-S5	CONM14NF-SNT5	CONM14NF-SPT5	CONM14NF-S5P	-	-
	10 m	CONM14NF-S10	-	-	-	-	-
5-Wire Angled	2 m	CONM15NF-A2	-	-	-	-	-
	5 m	CONM15NF-A5	-	-	-	-	-
	10 m	CONM15NF-A10	-	-	-	-	-
5-Wire Straight	2 m	CONM15NF-S2	-	-	-	-	-
	5 m	CONM15NF-S5	-	-	-	-	-
	10 m	CONM15NF-S10	-	-	-	-	-

Specifications

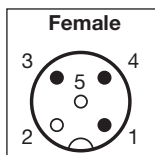
Rated operating voltage (U_B) 3 or 4 wire version 5 wire version LED versions	250 V ac/dc 125 V ac/dc 24 VDC NOM max. 30 VDC	Union Locking nut Coating Torque	Zink Die Casting Ni 4-6 ≤ 0.6 Nm
Output current	≤ 4 A	Connection cable	Black, PVC or PUR/PVC
Contact resistance	≤ 6 mΩ	Wire cross section 3 or 4 wire version 5 wire version	0.34 mm ² (19 x 0.15 mm) 0.25 mm ² (32 x 0.1 mm)
Contact material Coating	CuZn (brass) 0.2Ni + 0.5Au	Weight 2 m version 5 m version 10 m version	approx 98 g approx 212 g approx 402 g
Pin diameter	1.02 mm	Polution degree	3
Contact bearer material	PUR green	Overvoltage category	III
Pin and key code position	IEC 61076-2-101	Insulation group	II
Temperature	-25° to +85°C (-77° to +185°F)	LED colour Power Pin 1 to 3 Output Pin 1-4(NPN), Pin 4-3(PNP)	Green LED Yellow LED
Degree of protection	IP 67		
O-ring sealing	Viton		
Insulation test 3 or 4 wire version 5 wire version	2.5 kV 1.5 kV		
Moulded body material LED versions	PUR/black Transparent pur		

Dimensions

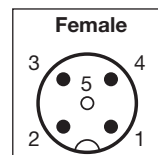


Contact layout

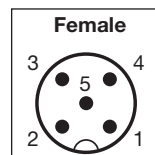
CONM13..
(3-wire)



CONM14..
(4-wire)



CONM15..
(5-wire)

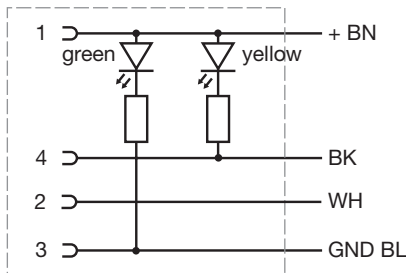


Colour Code

- 1 Brown
- 2 White
- 3 Blue
- 4 Black
- 5 Grey

LED Connections

NPN



PNP

